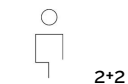


A28aN

Dimensions
3,98 x 6,98 x 3,93m

Building area
27,78 m²

Internal area
20,16 m²



2+2



1



1



1



shed
roof



facade:
-wood
-steel

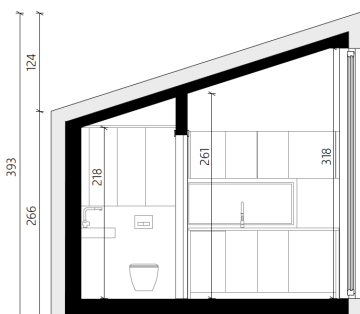
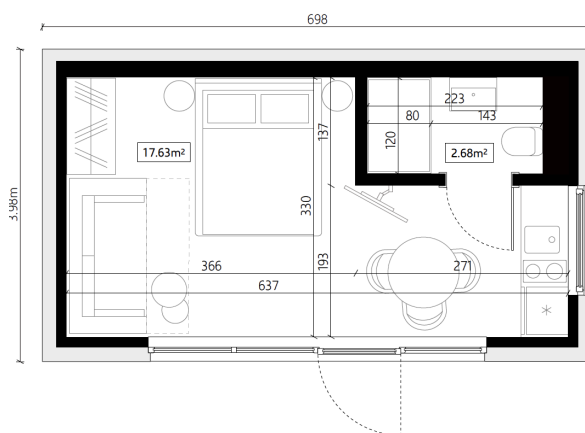


all-year
product



1

Smart House A28aN is the smallest of all our houses, designed in modular technology and based on one-frame. Shed roof and walls covered with sheet metal facade panels complemented with wood board detail. The model is a combination of hotel room solutions and leisure houses. Functionally arranged space where day zone and night zone interfuse each other is open to daylight and landscape due to the panorama window in one of the facade walls. **This is a house designed for those who value the view on the surrounding space.**



room	area m ²
living room with kitchenette	17,63 m ²
bathroom	2,53 m ²
usable area = internal area	20,16 m ²